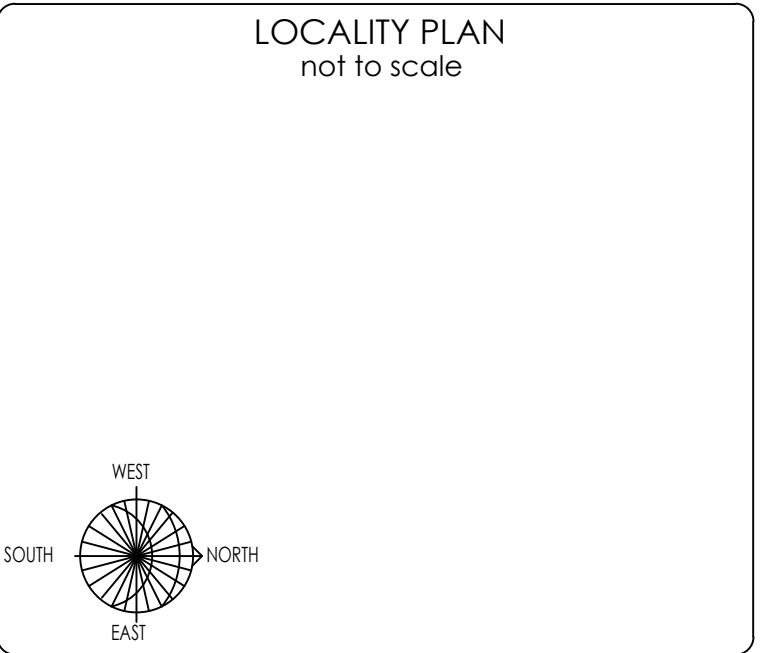


no	Revisions	Date
1	SKETCH DESIGN	05-09-2022

LEGAL REQUIREMENTS DIMENSIONS, DESCRIPTIONS & QUANTITIES ON THESE DRAWINGS TO BE VERIFIED ON SITE BEFORE ORDERING MATERIAL OR COMMENCING WITH WORK.
 ALL WORK TO BE CARRIED OUT IN STRICT ACCORDANCE WITH THE NATIONAL BUILDING REGULATIONS & STANDARDS ACT (ACT 103 OF 1977 & SANS 10400)
 ALL TIMBER SIZES & GRADES TO BE VERIFIED & APPROVED BY SUPPLIER'S ENGINEER.
 ALL TRUSSES TO BE IN ACCORDANCE WITH SUPPLIER'S / ENGINEER'S DESIGN & APPROVED BY CLIENT.
 ALL MATERIALS TO BE BUILT IN / APPLIED STRICTLY IN ACCORDANCE WITH MANUFACTURER'S SPECIFICATIONS AND INSTRUCTIONS.
 ALL LOCAL AUTHORITY, ESKOM, TELKOM REQUIREMENTS TO BE ESTABLISHED IN ADVANCE AND ADHERED TO.
 ALL BOUNDARY PEGS TO BE LOCATED BEFORE WORK IS COMMENCED WITH.
 ANY DISCREPANCIES BETWEEN THESE DRAWINGS & LEGISLATION, LOCAL AUTHORITY, ESKOM, TELKOM & GOOD CONSTRUCTION PRACTICE TO BE REFERRED TO THE ARCHITECT BEFORE CONSTRUCTION COMMENCES.
 ANY ASPECT DEEMED TO BE UNCLEAR TO BE REFERRED TO THE TECHNOLOGIST.
 THESE DRAWINGS DO NOT CONSTITUTE A COMPREHENSIVE SPECIFICATION FOR THE WORKS.
 NO DIMENSIONS TO BE SCALED FROM THESE DRAWINGS.



Artist impression:



Client: -
 Project: RHEEBOK VILLAGE ESTATE, CLUSTER VILLAGE, MOSSELBAY

Drawing: SDP

Client Signature:	Architectural Professional PS/Archit.-H OFFERER PS/AT/2020/04		
Site Plan	Details	Designed	CA v.d Merwe
Floor Plans	Roof Plan	Drawn	JF Avenant
Sections	Storm Water	Checked	CA v.d Merwe
Elevations	Specs		
Sewerage	Schedules		

THIS DRAWING TO BE STAMPED BY VDMO FOR PENDING APPROVAL OR CONSTRUCTION. VDMO CAN NOT BE HELD LIABLE, RESPONSIBLE OR ACCOUNTABLE FOR ANY UNAUTHORIZED DRAWINGS USED FOR CONSTRUCTION. THE CONTRACTOR AND/OR EMPLOYER TO ENSURE THAT ALL DRAWINGS ARE STAMPED.

Project Number: 001
 Date: 24 June, 2021
 Scale: As Shown
 Drawing No: 1

no	Revisions	Date
1	SKETCH DESIGN	05-09-2022

LEGAL REQUIREMENTS
DIMENSIONS, DESCRIPTIONS & QUANTITIES ON THESE DRAWINGS TO BE VERIFIED ON SITE BEFORE ORDERING MATERIAL OR COMMENCING WITH WORK.

ALL WORK TO BE CARRIED OUT IN STRICT ACCORDANCE WITH THE NATIONAL BUILDING REGULATIONS & STANDARDS ACT (ACT 103 OF 1977 & SANS 10400)

ALL TIMBER SIZES & GRADES TO BE VERIFIED & APPROVED BY SUPPLIER'S ENGINEER.

ALL TRUSSES TO BE IN ACCORDANCE WITH SUPPLIER'S / ENGINEER'S DESIGN & APPROVED BY CLIENT.

ALL MATERIALS TO BE BUILT IN / APPLIED STRICTLY IN ACCORDANCE WITH MANUFACTURER'S SPECIFICATIONS AND INSTRUCTIONS.

ALL LOCAL AUTHORITY, ESKOM, TELKOM REQUIREMENTS TO BE ESTABLISHED IN ADVANCE AND ADHERED TO.

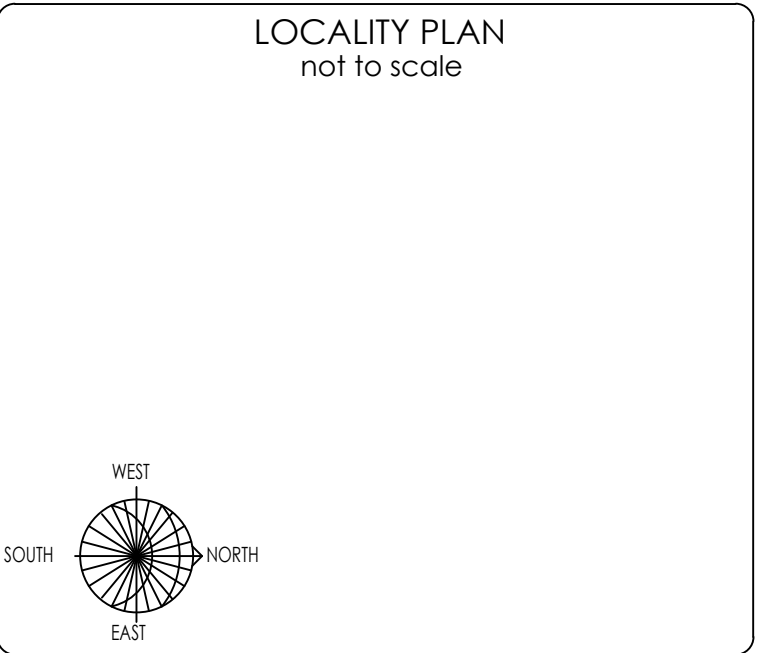
ALL BOUNDARY PEGS TO BE LOCATED BEFORE WORK IS COMMENCED WITH.

ANY DISCREPANCIES BETWEEN THESE DRAWINGS & LEGISLATION, LOCAL AUTHORITY, ESKOM, TELKOM & GOOD CONSTRUCTION PRACTICE TO BE REFERRED TO THE ARCHITECT BEFORE CONSTRUCTION COMMENCES.

ANY ASPECT DEEMED TO BE UNCLEAR TO BE REFERRED TO THE TECHNOLOGIST.

THESE DRAWINGS DO NOT CONSTITUTE A COMPREHENSIVE SPECIFICATION FOR THE WORKS.

NO DIMENSIONS TO BE SCALED FROM THESE DRAWINGS.



Artist impression:



Client: -

Project: RHEEBOK VILLAGE ESTATE, CLUSTER VILLAGE, MOSSELBAY

Drawing: SDP

Client Signature: _____	Architectural Professional Registration No: ORFFER PSAT 2470204
<ul style="list-style-type: none"> <input checked="" type="checkbox"/> Site Plan <input checked="" type="checkbox"/> Floor Plans <input checked="" type="checkbox"/> Elevations <input checked="" type="checkbox"/> Sewerage 	<ul style="list-style-type: none"> <input checked="" type="checkbox"/> Details <input checked="" type="checkbox"/> Roof Plan <input checked="" type="checkbox"/> Storm Water <input checked="" type="checkbox"/> Specs <input checked="" type="checkbox"/> Schedules
Designed: CA vd Merwe	Drawn: JP Avenant
Checked: CA vd Merwe	

THIS DRAWING TO BE STAMPED BY VDMO FOR PENDING APPROVAL OR CONSTRUCTION. VDMO CAN NOT BE HELD LIABLE, RESPONSIBLE OR ACCOUNTABLE FOR ANY UNAUTHORIZED DRAWINGS USED FOR CONSTRUCTION. THE CONTRACTOR AND/OR EMPLOYER TO ENSURE THAT ALL DRAWINGS ARE STAMPED.

Project Number: 001

Date: 24 June, 2021

Scale: As Shown

Drawing No: **A102**

PAPER: A1
REVISION: 1

MUNICIPAL APPROVAL



SITE DEVELOPMENT PLAN 1:150



no	Revisions	Date
1	SKETCH DESIGN	05-09-2022

LEGAL REQUIREMENTS DIMENSIONS, DESCRIPTIONS & QUANTITIES ON THESE DRAWINGS TO BE VERIFIED ON SITE BEFORE ORDERING MATERIAL OR COMMENCING WITH WORK.

ALL WORK TO BE CARRIED OUT IN STRICT ACCORDANCE WITH THE NATIONAL BUILDING REGULATIONS & STANDARDS ACT (ACT 103 OF 1977 & SANS 10400)

ALL TIMBER SIZES & GRADES TO BE VERIFIED & APPROVED BY SUPPLIER'S ENGINEER.

ALL TRUSSES TO BE IN ACCORDANCE WITH SUPPLIER'S / ENGINEER'S DESIGN & APPROVED BY CLIENT.

ALL MATERIALS TO BE BUILT IN / APPLIED STRICTLY IN ACCORDANCE WITH MANUFACTURER'S SPECIFICATIONS AND INSTRUCTIONS.

ALL LOCAL AUTHORITY, ESKOM, TELKOM REQUIREMENTS TO BE ESTABLISHED IN ADVANCE AND ADHERED TO.

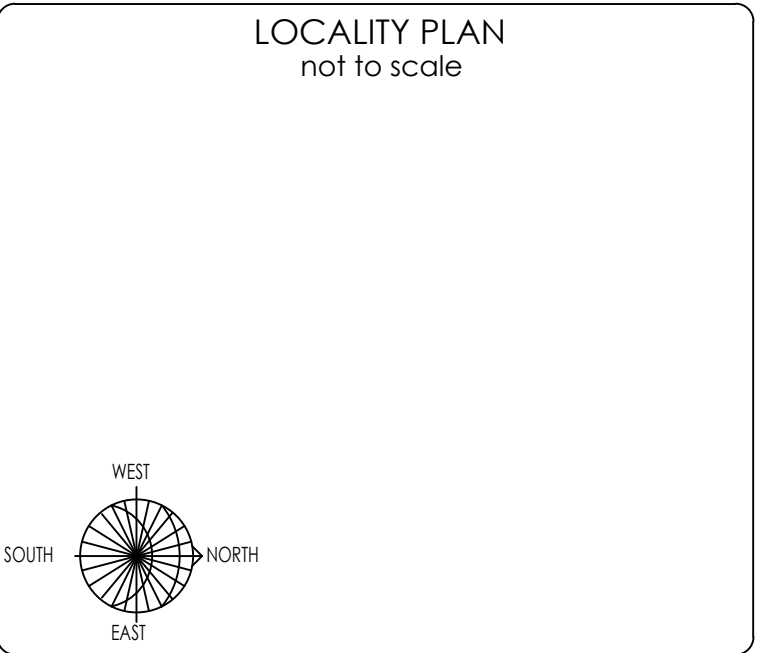
ALL BOUNDARY PEGS TO BE LOCATED BEFORE WORK IS COMMENCED WITH.

ANY DISCREPANCIES BETWEEN THESE DRAWINGS & LEGISLATION, LOCAL AUTHORITY, ESKOM, TELKOM & GOOD CONSTRUCTION PRACTICE TO BE REFERRED TO THE ARCHITECT BEFORE CONSTRUCTION COMMENCES.

ANY ASPECT DEEMED TO BE UNCLEAR TO BE REFERRED TO THE TECHNOLOGIST.

THESE DRAWINGS DO NOT CONSTITUTE A COMPREHENSIVE SPECIFICATION FOR THE WORKS.

NO DIMENSIONS TO BE SCALED FROM THESE DRAWINGS.



Artist impression:



van der merwe
orffer
architecture

Client: -

Project: RHEEBOK VILLAGE ESTATE, CLUSTER VILLAGE, MOSSELBAY

Drawing: SDP

Client Signature: _____	Architectural Professional PS/Arch: H. ORFFER PS/AT/2020/04
<input checked="" type="checkbox"/> Site Plan <input checked="" type="checkbox"/> Floor Plans <input type="checkbox"/> Sections <input type="checkbox"/> Elevations <input type="checkbox"/> Sewerage	<input type="checkbox"/> Details <input checked="" type="checkbox"/> Roof Plan <input type="checkbox"/> Storm Water <input type="checkbox"/> Specs <input type="checkbox"/> Schedules
Designed: CA vd Merwe	Drawn: JP Avenant
Checked: CA vd Merwe	

THIS DRAWING TO BE STAMPED BY VDMO FOR PENDING APPROVAL OR CONSTRUCTION. VDMO CAN NOT BE HELD LIABLE, RESPONSIBLE OR ACCOUNTABLE FOR ANY UNAUTHORIZED DRAWINGS USED FOR CONSTRUCTION. THE CONTRACTOR AND/OR EMPLOYER TO ENSURE THAT ALL DRAWINGS ARE STAMPED.

Project Number: 001

Date: 24 June, 2021

Scale: As Shown

Drawing No: A103

PAPER: A1
REVISION: 1

SITE DEVELOPMENT PLAN 1:150

MUNICIPAL APPROVAL